

30 June 2021

2021 Financial Year Report

InvestSMART High Growth Portfolio



Yearly Highlights

- Portfolio added 24.21 per cent after fees for its best financial year since inception
- The strongest performer over the financial year was listed property, adding 31.67 per cent on a total returns basis
- Portfolio has averaged 8.96 per cent after fees since inception, which is ahead of our peers by 0.46 per cent

About Us

InvestSMART was founded in 1999 and is a leading Australian digital wealth advisor which has over 32,000 clients and over \$1.4B in assets under advice. InvestSMART's goal is to provide quality advice and low cost investment products, free from the jargon and complexities so commonly found in the finance industry, to help you meet your financial aspirations.

Portfolio overview

The InvestSMART High Growth Portfolio is designed for investors who are looking to build their wealth over the longer-term. The Portfolio is invested in a blend of 5-15 Exchange Traded Funds (ETFs), to offer investors a high allocation to growth assets (shares and property) than defensive income assets (bonds and cash) all managed in the one portfolio.

Our High Growth Portfolio is part of our capped fee range, so you keep more of what you earn to grow your investment faster.

Investment objective

To provide returns in line with the benchmark minus our fees by investing in a blend of our preferred Exchange Traded Funds (ETFs).

Who manages the investment?

Evan Lucas, has been investing and researching global markets for over 10 years and is supported by our Investment Committee, chaired by Paul Clitheroe. After getting his Masters in Finance from Flinders University, Evan started his career in Amsterdam with ABN Amro before moving to the Royal Bank of Scotland. He returned to Australia with RBS Morgans where he developed his top down approach, joining InvestSMART as our Chief Market Strategist in 2018.

Key portfolio details

INVESTMENT CATEGORY

Low-cost ETF Portfolio

BENCHMARK

Morningstar Multisector Aggressive Index

INCEPTION DATE

27 October 2014

SUGGESTED INVESTMENT TIMEFRAME

2+ years

NUMBER OF SECURITIES

5 - 15

INVESTMENT FEE

\$99 - \$451 p.a. capped

PERFORMANCE FEE

N/A

MINIMUM INITIAL INVESTMENT

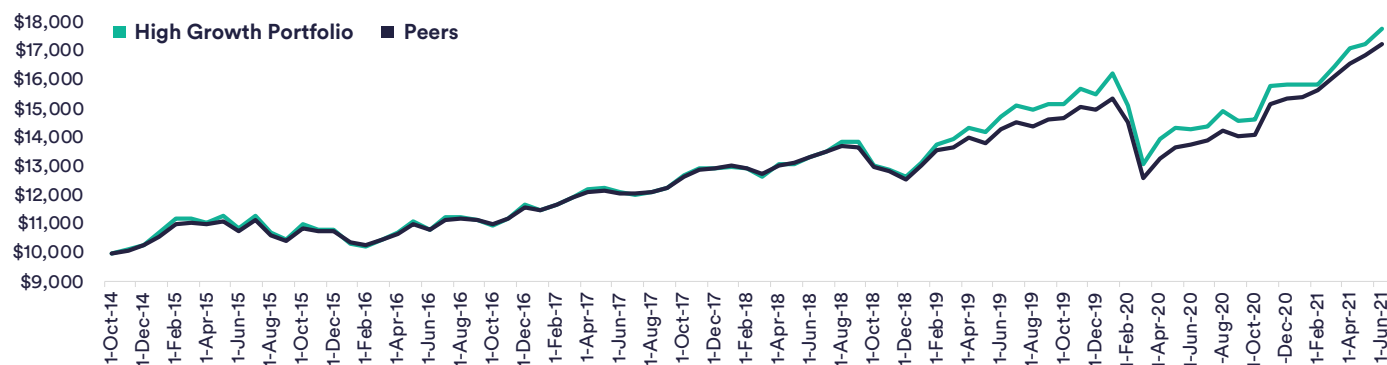
\$10,000

STRUCTURE

Professionally Managed Account (PMA)

As at 30 June 2021

Performance of \$10,000 since inception

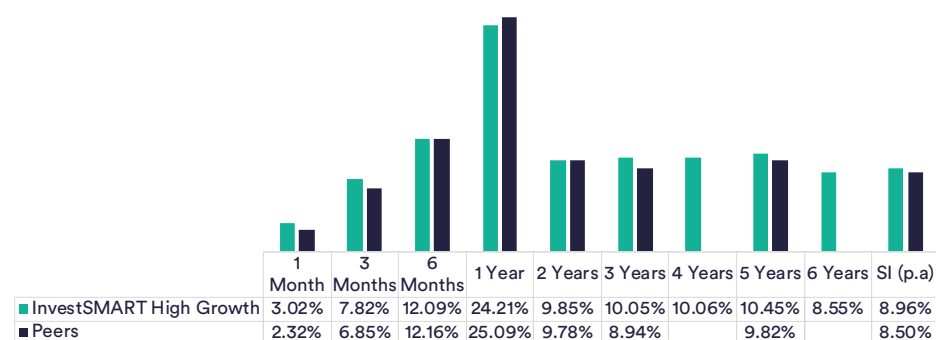


Performance (after fees)

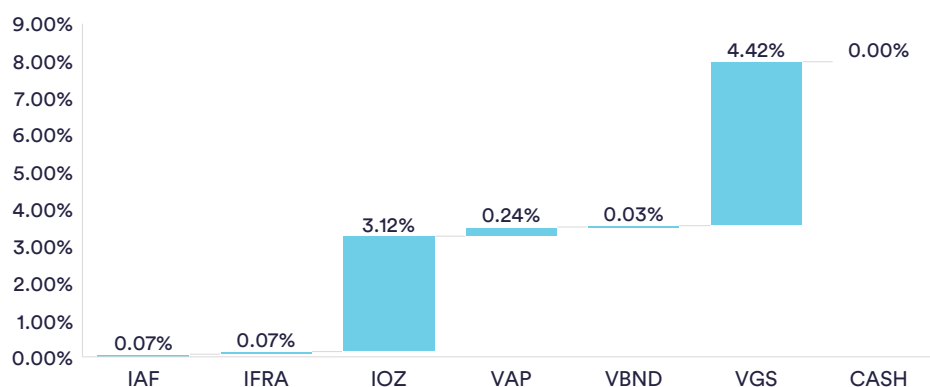
	1 yr	2 yrs p.a	3 yrs p.a	4 yrs p.a	5 yrs p.a	Since Inc. p.a
InvestSMART High Growth Portfolio	24.2%	9.9%	10.1%	10.1%	10.5%	9.0%
Average of 461 peers funds*	24.9%	9.8%	8.9%	9.4%	9.8%	8.5%
Excess to Peers	-0.7%	0.1%	1.2%	0.7%	0.7%	0.5%

Fees*: InvestSMART High Growth 0.55% & Average of 461 peers 1.35%
 Note: Our InvestSMART High Growth is benchmarked against Morningstar Multisector Aggressive Index

Performance relative to peers



Attribution – Performance



Asset allocation

Australian Equities	39.8%
International Equities	43.6%
Property & Infrastructure	6.7%
Fixed interest	3.8%
Cash	6.0%

Top 5 holdings

VGS	46.0%
IOZ	38.0%
IAF	4.5%
VBND	3.0%
IFRA	2.3%

InvestSMART High Growth Portfolio

Quarterly Update

Financial Year Performance

- The Portfolio added 24.21 per cent after fees for its best financial year since inception
- The international and domestic growth assets led the way with almost identical total returns of 28.91 per cent and 29.01 per cent respectively
- The strongest performer over the financial year was listed property, adding 31.67 per cent on a total returns basis
- Since inception the portfolio has averaged 8.96 per cent after fees which is ahead of our peers by 0.46 per cent

Quarterly Performance

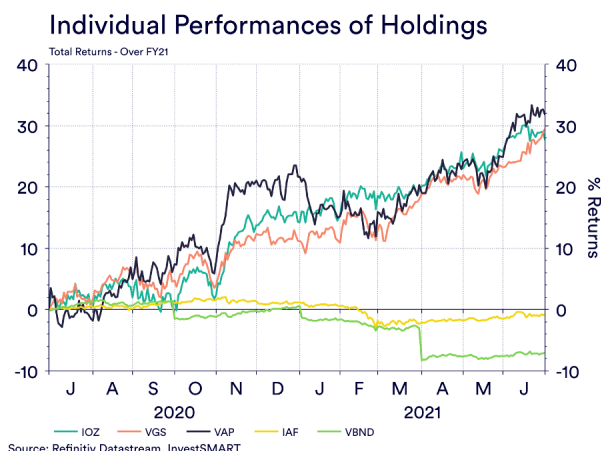
- The portfolio appreciated 7.82 per cent after fees beating peers by 0.98 per cent
- No changes were made to the portfolio during the quarter
- The yield on the portfolio is approximately 2.36 per cent

A very stark difference in performance between the growth and defensive sides of the portfolio in the financial year: It is a very rare thing to see a solid decline in defensive assets, but also such a breakout year in growth assets.

Financial year 2021 was like nothing we have really seen in living memory. It was not like financial year 2008 when the global financial crisis was at its peak, nor was it like the FY88 that followed the 1987 flash crash. This once-in-a-generation pandemic still has plenty of time left before we return to some form of normality, but what is reassuring even with new lockdowns taking effect is that strategies such as diversification continue to be proven right, as seen in the High Growth portfolio.

That not to say that there hasn't been out of the ordinary investing trends that have caught our attention.

Here is the individual performance of the main holdings in the High Growth portfolio



This portfolio is heavily weighted to growth, with IOZ and VGS making up 84 per cent of the overall weightings. This explains why the portfolio return over 24 per cent in the financial year. But to see such a discrepancy between asset classes particularly fixed income to equities, is abnormal.

The fall in global and domestic sovereign bonds in the third quarter of the financial year was an aberration and the fact growth assets just continue to power on over this period is not something one would expect under normal conditions. The fall in fixed income has moderated and it has recouped some of the declines in the final quarter of the financial year, a trend that should continue into the next financial year.

This brings us to what we might expect in the coming financial year. Growth assets have been accelerating since the end of the first quarter of the calendar year. The most logical reason for this has been the natural economic recovery as lockdowns are lifted and domestic populations get vaccinated.

If we look at the international community, the US has been averaging over 1 million people vaccinated a week, leading to surges in employment, wages, consumption and economic growth.

If we look domestically, although the vaccine rollout has been slow, the recovery in Australia has been similar, with employment at 2010 levels, consumption high and economic growth expanding at levels not seen since 2009. Even with the current issues around the Delta strain, expectations are that once restrictions ease the

rebound will follow that of what has been seen after each lock down since November 2020.

However, there are still risks to any recovery and we should remind all Investors that they apply their personal risk tolerance to their investment goals and timeframes. The Growth portfolio is designed to give you access to growth and defensive assets with both domestic and international flavours. If risks were to

eventuate and equities for example were to ease, the diversification in the High Growth portfolio will provide a buffer for you. Likewise, if equities continue to move ahead in the way we have seen over the past 18 months, last financial year's performance shows the portfolio is ready to capture its movement.



investsmart.com.au/invest

1300 880 160

Important information

This document has been prepared by InvestSMART Funds Management Limited (ABN 62 067 751 759, AFSL 246441) (InvestSMART), the responsible entity of the Fund and issuer of units in the Fund.

While every care has been taken in the preparation of this document, InvestSMART makes no representations or warranties as to the accuracy or completeness of any statement in it. To the maximum extent permitted by law, neither InvestSMART, its directors, employees or agents accept any liability for any loss arising in relation to this document.

This document is not an endorsement that this portfolio is appropriate for you and should not be relied upon in making a decision to invest in this product. You should always consider the relevant disclosure document (including Product Disclosure Statement, Investment Menu, and Financial Services Guide along with any accompanying materials) and/or seek professional advice before making any investment decision. Disclosure documents for financial products offered by InvestSMART can be downloaded from the InvestSMART website or obtained by contacting 1300 880 160.

The document provides general financial information only. InvestSMART has NOT considered your personal objectives, financial situation and needs when preparing this document. You should consider your individual objectives, financial situation and needs and seek professional advice where necessary before making any investment decision.

Past performance is not a reliable indicator of future performance. InvestSMART does not assure nor guarantee the performance of any financial products offered.

InvestSMART, its associates and their respective directors and other staff each declare that they may, from time to time, hold interests in securities that are contained in this investment product.